

# ASTATE - College of Humanities & Social Sciences

## Government, Law, & Policy Spring 2025 Traditional Evaluations

**Course:** POSC4003(13012.202510): 2025 Spring SP LATIN AMERICAN POLITICS (POSC-4003-003)  
**Instructor:** Andrea Junqueira Machado \*  
**Response Rate:** 6/8 (75.00 %)

### 1 - What is your classification?

Response Option	Weight	Frequency	Percent	Percent Responses	Means			
Freshman	(1)	0	0.00%					
Sophomore	(2)	1	16.67%					
Junior	(3)	3	50.00%					
Senior	(4)	1	16.67%					
Graduate	(5)	1	16.67%					
				0 25 50 100	Question			
Response Rate				Mean		STD		Median
6/8 (75.00%)				3.33		1.03		3.00

### 2 - I am very interested in this subject matter.

Response Option	Weight	Frequency	Percent	Percent Responses	Means			
Little	(1)	1	16.67%					
Somewhat	(2)	2	33.33%					
Very	(3)	3	50.00%					
				0 25 50 100	Question			
Response Rate				Mean		STD		Median
6/8 (75.00%)				2.33		0.82		2.50

### 3 - The instructor is proficient in English

Response Option	Weight	Frequency	Percent	Percent Responses	Means			
Strongly Agree	(4)	3	50.00%					
Agree	(3)	3	50.00%					
Disagree	(2)	0	0.00%					
Strongly Disagree	(1)	0	0.00%					
Not Applicable	(0)	0	0.00%					
				0 25 50 100	Question			
Response Rate				Mean		STD		Median
6/8 (75.00%)				3.50		0.55		3.50

### 4 - The instructor is knowledgeable in this field

Response Option	Weight	Frequency	Percent	Percent Responses	Means			
Strongly Agree	(4)	5	83.33%					
Agree	(3)	1	16.67%					
Disagree	(2)	0	0.00%					
Strongly Disagree	(1)	0	0.00%					
Not Applicable	(0)	0	0.00%					
				0 25 50 100	Question			
Response Rate				Mean		STD		Median
6/8 (75.00%)				3.83		0.41		4.00

### 5 - The instructor was available outside of class for students needs

Response Option	Weight	Frequency	Percent	Percent Responses	Means			
Strongly Agree	(4)	4	66.67%					
Agree	(3)	2	33.33%					
Disagree	(2)	0	0.00%					
Strongly Disagree	(1)	0	0.00%					
Not Applicable	(0)	0	0.00%					
				0 25 50 100	Question			
Response Rate				Mean		STD		Median
6/8 (75.00%)				3.67		0.52		4.00

# ASTATE - College of Humanities & Social Sciences



## Government, Law, & Policy Spring 2025 Traditional Evaluations

**Course:** POSC4003(13012.202510): 2025 Spring SP LATIN AMERICAN POLITICS (POSC-4003-003)



**Instructor:** Andrea Junqueira Machado \*

**Response Rate:** 6/8 (75.00 %)



### 6 - The instructor effectively presented the content of the course in an interesting and understandable manner

Response Option	Weight	Frequency	Percent	Percent Responses	Means			
Strongly Agree	(4)	5	83.33%			3.83		
Agree	(3)	1	16.67%					
Disagree	(2)	0	0.00%					
Strongly Disagree	(1)	0	0.00%					
Not Applicable	(0)	0	0.00%					
				0 25 50 100	Question			
Response Rate				Mean		STD		Median
6/8 (75.00%)				3.83		0.41		4.00



### 7 - The instructor explained assignments clearly

Response Option	Weight	Frequency	Percent	Percent Responses	Means			
Strongly Agree	(4)	4	66.67%			3.67		
Agree	(3)	2	33.33%					
Disagree	(2)	0	0.00%					
Strongly Disagree	(1)	0	0.00%					
Not Applicable	(0)	0	0.00%					
				0 25 50 100	Question			
Response Rate				Mean		STD		Median
6/8 (75.00%)				3.67		0.52		4.00

### 8 - The instructor returned assignments in a timely manner

Response Option	Weight	Frequency	Percent	Percent Responses	Means			
Strongly Agree	(4)	3	50.00%			3.50		
Agree	(3)	3	50.00%					
Disagree	(2)	0	0.00%					
Strongly Disagree	(1)	0	0.00%					
Not Applicable	(0)	0	0.00%					
				0 25 50 100	Question			
Response Rate				Mean		STD		Median
6/8 (75.00%)				3.50		0.55		3.50

### 9 - The instructor provides appropriate feedback on assignments

Response Option	Weight	Frequency	Percent	Percent Responses	Means			
Strongly Agree	(4)	5	83.33%			3.83		
Agree	(3)	1	16.67%					
Disagree	(2)	0	0.00%					
Strongly Disagree	(1)	0	0.00%					
Not Applicable	(0)	0	0.00%					
				0 25 50 100	Question			
Response Rate				Mean		STD		Median
6/8 (75.00%)				3.83		0.41		4.00

# ASTATE - College of Humanities & Social Sciences



## Government, Law, & Policy Spring 2025 Traditional Evaluations

**Course:** POSC4003(13012.202510): 2025 Spring SP LATIN AMERICAN POLITICS (POSC-4003-003)

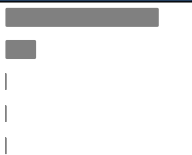

**Instructor:** Andrea Junqueira Machado \*

**Response Rate:** 6/8 (75.00 %)

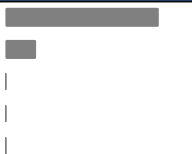

### 10 - The instructor was well prepared and organized for each class

Response Option	Weight	Frequency	Percent	Percent Responses	Means			
Strongly Agree	(4)	5	83.33%			3.83		
Agree	(3)	1	16.67%					
Disagree	(2)	0	0.00%					
Strongly Disagree	(1)	0	0.00%					
Not Applicable	(0)	0	0.00%					
				0 25 50 100	Question			
Response Rate				Mean		STD		Median
6/8 (75.00%)				3.83		0.41		4.00



### 11 - The instructor met class on the appointed days and for the full class period.

Response Option	Weight	Frequency	Percent	Percent Responses	Means			
Strongly Agree	(4)	5	83.33%			3.83		
Agree	(3)	1	16.67%					
Disagree	(2)	0	0.00%					
Stronly Disagree	(1)	0	0.00%					
Not Applicable	(0)	0	0.00%					
				0 25 50 100	Question			
Response Rate				Mean		STD		Median
6/8 (75.00%)				3.83		0.41		4.00

### 12 - The instructor encouraged students to ask questions and share additional appropriate information

Response Option	Weight	Frequency	Percent	Percent Responses	Means			
Strongly Agree	(4)	5	83.33%			3.83		
Agree	(3)	1	16.67%					
Disagree	(2)	0	0.00%					
Strongly Disagree	(1)	0	0.00%					
Not Applicable	(0)	0	0.00%					
				0 25 50 100	Question			
Response Rate				Mean		STD		Median
6/8 (75.00%)				3.83		0.41		4.00

### 13 - The instructor evaluated my work in this course fairly

Response Option	Weight	Frequency	Percent	Percent Responses	Means			
Strongly Agree	(4)	5	83.33%			3.83		
Agree	(3)	1	16.67%					
Disagree	(2)	0	0.00%					
Strongly Disagree	(1)	0	0.00%					
Not Applicable	(0)	0	0.00%					
				0 25 50 100	Question			
Response Rate				Mean		STD		Median
6/8 (75.00%)				3.83		0.41		4.00

# ASTATE - College of Humanities & Social Sciences



## Government, Law, & Policy Spring 2025 Traditional Evaluations

**Course:** POSC4003(13012.202510): 2025 Spring SP LATIN AMERICAN POLITICS (POSC-4003-003)



**Instructor:** Andrea Junqueira Machado \*

**Response Rate:** 6/8 (75.00 %)

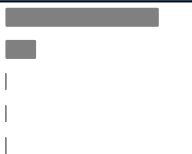

### 14 - The instructor gives sufficient number of tests and assignments to ensure a fair evaluation of student learning

Response Option	Weight	Frequency	Percent	Percent Responses	Means			
Strongly Agree	(4)	5	83.33%			3.83		
Agree	(3)	1	16.67%					
Disagree	(2)	0	0.00%					
Strongly Disagree	(1)	0	0.00%					
Not Applicable	(0)	0	0.00%					
				0 25 50 100	Question			
Response Rate				Mean		STD		Median
6/8 (75.00%)				3.83		0.41		4.00



### 15 - The instructor seemed concerned whether students learned the major concepts of the course

Response Option	Weight	Frequency	Percent	Percent Responses	Means			
Strongly Agree	(4)	4	66.67%			3.67		
Agree	(3)	2	33.33%					
Disagree	(2)	0	0.00%					
Strongly Disagree	(1)	0	0.00%					
Not Applicable	(0)	0	0.00%					
				0 25 50 100	Question			
Response Rate				Mean		STD		Median
6/8 (75.00%)				3.67		0.52		4.00

### 16 - The instructor responded respectfully and courteously to all students

Response Option	Weight	Frequency	Percent	Percent Responses	Means			
Strongly Agree	(4)	5	83.33%			3.83		
Agree	(3)	1	16.67%					
Disagree	(2)	0	0.00%					
Strongly Disagree	(1)	0	0.00%					
Not Applicable	(0)	0	0.00%					
				0 25 50 100	Question			
Response Rate				Mean		STD		Median
6/8 (75.00%)				3.83		0.41		4.00

### 17 - The instructor motivated students to do their best work

Response Option	Weight	Frequency	Percent	Percent Responses	Means			
Strongly Agree	(4)	5	83.33%			3.83		
Agree	(3)	1	16.67%					
Disagree	(2)	0	0.00%					
Strongly Disagree	(1)	0	0.00%					
Not Applicable	(0)	0	0.00%					
				0 25 50 100	Question			
Response Rate				Mean		STD		Median
6/8 (75.00%)				3.83		0.41		4.00

# ASTATE - College of Humanities & Social Sciences

## Government, Law, & Policy Spring 2025 Traditional Evaluations

**Course:** POSC4003(13012.202510): 2025 Spring SP LATIN AMERICAN POLITICS (POSC-4003-003)

**Instructor:** Andrea Junqueira Machado \*

**Response Rate:** 6/8 (75.00 %)

### 18 - The course increased my interest in political science

Response Option	Weight	Frequency	Percent	Percent Responses	Means			
Strongly Disagree	(1)	0	0.00%					
Disagree	(2)	1	16.67%					
Agree	(3)	1	16.67%					
Strongly Agree	(4)	4	66.67%					
N/A	(0)	0	0.00%					
				0 25 50 100	Question			
Response Rate				Mean		STD		Median
6/8 (75.00%)				3.50		0.84		4.00

### 19 - This course helped me become a more creative/critical thinker

Response Option	Weight	Frequency	Percent	Percent Responses	Means			
Strongly Agree	(4)	4	66.67%					
Agree	(3)	2	33.33%					
Disagree	(2)	0	0.00%					
Strongly Disagree	(1)	0	0.00%					
Not Applicable	(0)	0	0.00%					
				0 25 50 100	Question			
Response Rate				Mean		STD		Median
6/8 (75.00%)				3.67		0.52		4.00

### 20 - The course fulfilled stated objectives and goals

Response Option	Weight	Frequency	Percent	Percent Responses	Means			
Strongly Agree	(4)	5	83.33%					
Agree	(3)	1	16.67%					
Disagree	(2)	0	0.00%					
Strongly Disagree	(1)	0	0.00%					
Not Applicable	(0)	0	0.00%					
				0 25 50 100	Question			
Response Rate				Mean		STD		Median
6/8 (75.00%)				3.83		0.41		4.00

### 21 - This course was intellectually challenging and stimulating

Response Option	Weight	Frequency	Percent	Percent Responses	Means			
Strongly Agree	(4)	5	83.33%					
Agree	(3)	1	16.67%					
Disagree	(2)	0	0.00%					
Strongly Disagree	(1)	0	0.00%					
Not Applicable	(0)	0	0.00%					
				0 25 50 100	Question			
Response Rate				Mean		STD		Median
6/8 (75.00%)				3.83		0.41		4.00

# ASTATE - College of Humanities & Social Sciences



## Government, Law, & Policy Spring 2025 Traditional Evaluations

**Course:** POSC4003(13012.202510): 2025 Spring SP LATIN AMERICAN POLITICS (POSC-4003-003)

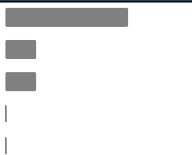

**Instructor:** Andrea Junqueira Machado \*

**Response Rate:** 6/8 (75.00 %)



### 22 - This course expanded my understanding of the subject matter

Response Option	Weight	Frequency	Percent	Percent Responses	Means			
Strongly Agree	(4)	4	66.67%			3.67		
Agree	(3)	2	33.33%					
Disagree	(2)	0	0.00%					
Strongly Disagree	(1)	0	0.00%					
Not Applicable	(0)	0	0.00%					
				0 25 50 100	Question			
Response Rate				Mean		STD		Median
6/8 (75.00%)				3.67		0.52		4.00

### 23 - The text required for this course supplemented my learning

Response Option	Weight	Frequency	Percent	Percent Responses	Means			
Strongly Agree	(4)	4	66.67%			3.50		
Agree	(3)	1	16.67%					
Disagree	(2)	1	16.67%					
Strongly Disagree	(1)	0	0.00%					
Not Applicable	(0)	0	0.00%					
				0 25 50 100	Question			
Response Rate				Mean		STD		Median
6/8 (75.00%)				3.50		0.84		4.00

### 24 - Overall this was a great course

Response Option	Weight	Frequency	Percent	Percent Responses	Means			
Strongly Agree	(4)	4	66.67%			3.67		
Agree	(3)	2	33.33%					
Disagree	(2)	0	0.00%					
Strongly Disagree	(1)	0	0.00%					
Not Applicable	(0)	0	0.00%					
				0 25 50 100	Question			
Response Rate				Mean		STD		Median
6/8 (75.00%)				3.67		0.52		4.00

### 25 - Please comment on the text and/or materials.

Response Rate	2/8 (25%)
<ul style="list-style-type: none"> <li>I would have enjoyed the use of more visual aids to the lectures, however, this has been a very informative class. I am pleased with Dr. Junqueira's teaching style.</li> <li>N/A</li> </ul>	

### 26 - What were the instructor's greatest strengths?

Response Rate	2/8 (25%)
<ul style="list-style-type: none"> <li>- well spoken - thorough analysis - student engagement</li> <li>- Being impartial</li> </ul>	

### 27 - How do you feel the instructor could have improved the class?

Response Rate	2/8 (25%)
<ul style="list-style-type: none"> <li>- more visual aids - more open discussion (ex. socratic style)</li> <li>- N/A</li> </ul>	

ASTATE - College of Humanities & Social Sciences  
 Government, Law, & Policy Spring 2025 Traditional Evaluations

Course:	POSC4003(13012.202510): 2025 Spring SP LATIN AMERICAN POLITICS (POSC-4003-003)
Instructor:	Andrea Junqueira Machado *
Response Rate:	6/8 (75.00 %)

28 - Please use the space below to issue additional personal comments about the instructor/course that you found beneficial, helpful or would like see changed if you had to take this instructor/course again.	
Response Rate	1/8 (12.5%)
• N/A	

Mean of Means Calculations	Mean			
POSC Fall 1 2016	3.73			