



TAMU-College Station Student Course Evaluation (End-of-Term) Completed

Fall 2021 - College Station / Student Course Evaluation (End of Term) / Anonymous Survey

Schedule: 8/22/2021 to 12/20/2021

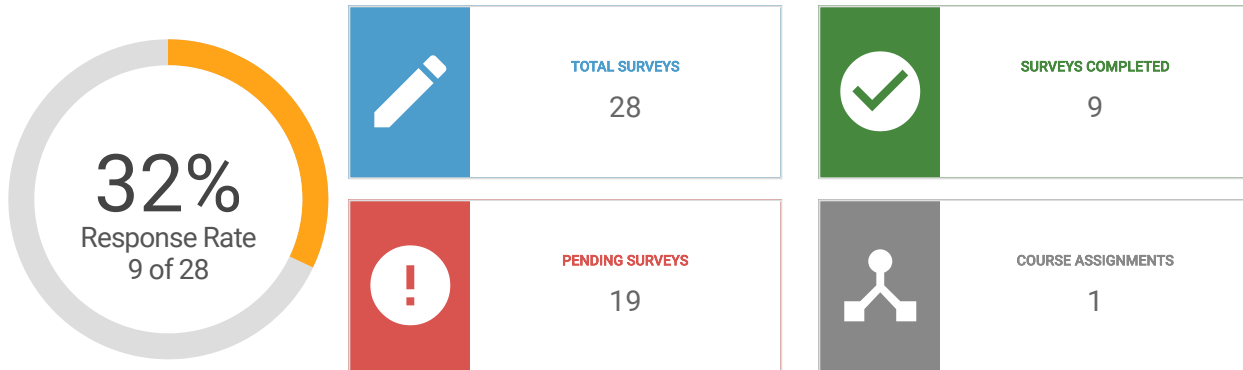
Course Assignments: 9611 / Survey Participants: 287880

Results Available: 12/21/2021

This survey completed on **Monday, December 20, 2021 at 11:59PM.**

College: Liberal Arts
Department: CS-Political Science
Course Section: POLS 323 - 500 POL SYS OF LATIN AMER
Course Section Director: NA
Instructor: Andrea Junqueira Machado

Survey Overview / Course Section Results Aggregate



Survey Data / Course Section Results Aggregate

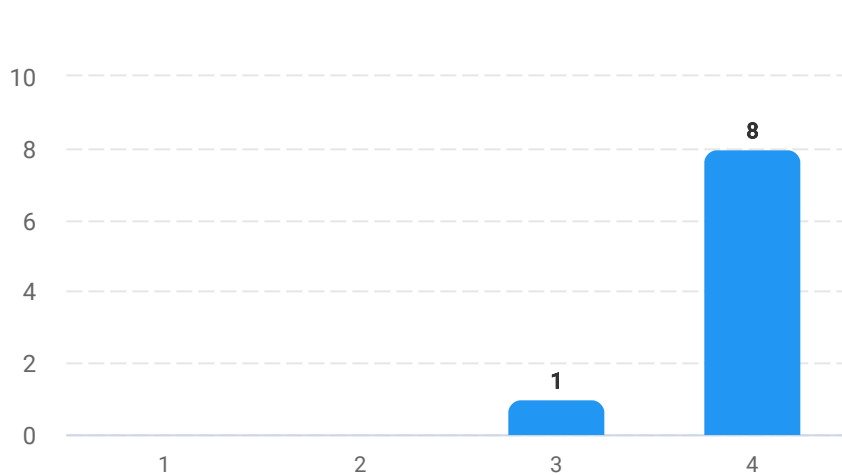
TAMU Student Course Evaluation

1 Begin this course evaluation by reflecting on your own level of engagement and participation in the course. What portion of the class preparation activities (e.g., readings, online modules, videos) and assignments did you complete?

(Multi-Choice, Single Answer)

Institution Question

Value Option	Total
1 <50%	0
2 50-70%	0
3 71-90%	1
4 >90%	8



Average	3.89
Median	4.00
Mode	4
Std. Dev.	0.31
Variance	0.10



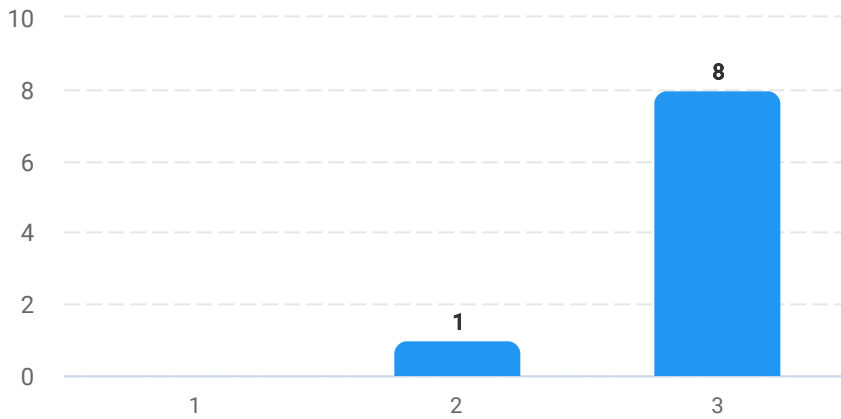
2

Based on what the instructor(s) communicated, and the information provided in the course syllabus, I understood what was expected of me.

(Multi-Choice, Single Answer)

Institution Question

Value Option	Total
1 No, I did not understand what was expected of me.	0
2 I partially understood what was expected of me.	1
3 Yes, I understood what was expected of me.	8



Average	2.89
Median	3.00
Mode	3
Std. Dev.	0.31
Variance	0.10



3

This course helped me learn concepts or skills as stated in course objectives/outcomes.

(Multi-Choice, Single Answer)

Institution Question

Value Option	Total
1 This course did not help me learn the concepts or skills.	0
2 This course only slightly helped me learn the concepts or skills.	0
3 This course moderately helped me learn the concepts or skills.	0
4 This course definitely helped me learn the concepts or skills.	9



Average	4.00
Median	4.00
Mode	4
Std. Dev.	0.00
Variance	0.00



4

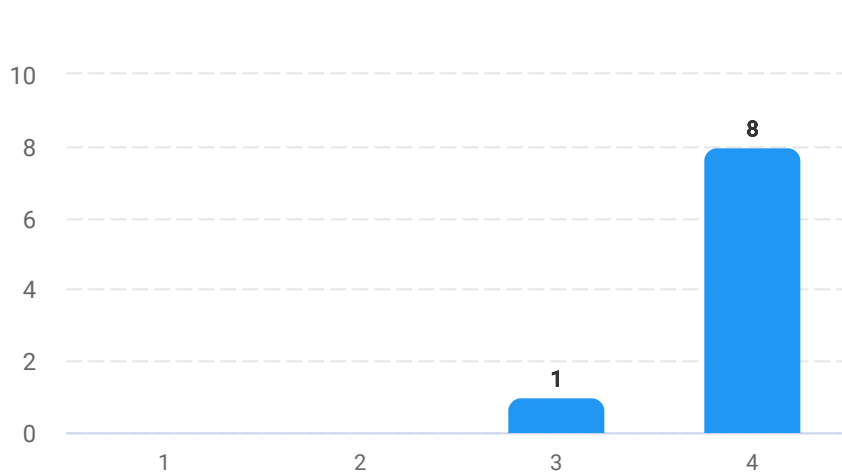
In this course, I engaged in critical thinking and/or problem solving.

(Multi-Choice, Single Answer)

Institution Question

Value Option	Total
--------------	-------

Value	Option	Total
1	Never	0
2	Seldom	0
3	Often	1
4	Frequently	8



Average	3.89
Median	4.00
Mode	4
Std. Dev.	0.31
Variance	0.10



5

Please rate the organization of this course.

(Multi-Choice, Single Answer)

Institution Question

Value	Option	Total
1	Not at all organized	0
2	Slightly organized	0
3	Moderately organized	0
4	Very well organized	9



Average	4.00
Median	4.00
Mode	4
Std. Dev.	0.00
Variance	0.00

Student Comments:

- Required readings, assignments, and exams were clearly outlined, and whenever there was a change in the syllabus, Professor Junqueira was quick to send out an announcement to the class letting us know about it.

Word Cloud Not Available

No text to process or the text does not contain words occurring at least 2 times.



6

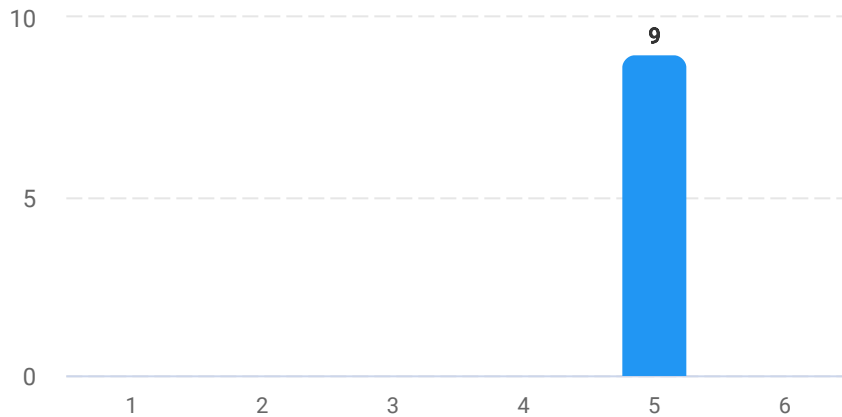
In this course, I learned to critically evaluate diverse ideas and perspectives.

(Multi-Choice, Single Answer)

Institution Question

Value	Option	Total
1	Strongly disagree	0
2	Disagree	0
3	Neither agree nor disagree	0
4	Agree	0
5	Strongly agree	9

Value Option	Total
6 Not Applicable	0



Average	5.00
Median	5.00
Mode	5
Std. Dev.	0.00
Variance	0.00



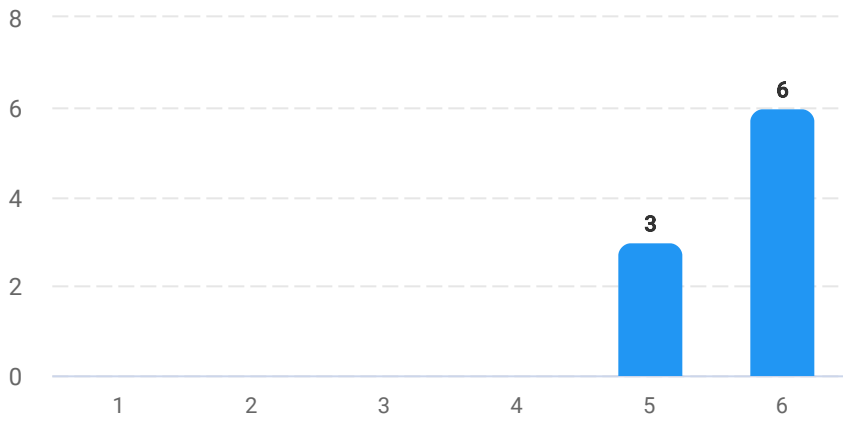
7

Feedback in this course helped me learn. *Please note, feedback can be either **informal** (e.g., in class discussion, chat boards, think-pair-share, office hour discussions, help sessions) or **formal** (e.g., written or clinical assessments, review of exams, peer reviews, clicker questions).*

(Multi-Choice, Single Answer)

Institution Question


Value Option	Total
1 No feedback was provided.	0
2 Feedback provided was not at all helpful.	0
3 Feedback provided was only slightly helpful.	0
4 Feedback provided was moderately helpful.	0
5 Feedback provided was very helpful.	3
6 Feedback provided was extremely helpful.	6



Average	5.67
Median	6.00
Mode	6
Std. Dev.	0.47
Variance	0.22

Student Comments:

- Feedback itself was great, but just a note: I'm not sure if it's my computer or the server you're using but the feedback left on our discussion papers isn't always visible! It cuts off at some point. I'm not sure if there's a way you can fix that or another software you can use, but that feedback really helps us out! Also, thank you so much for taking our feedback as a class when it comes to the course material we submit and adjusting your grading, it really helps us out!



8

The instructor fostered an effective learning environment.

(Instructor Multi-Choice)

Institution Question

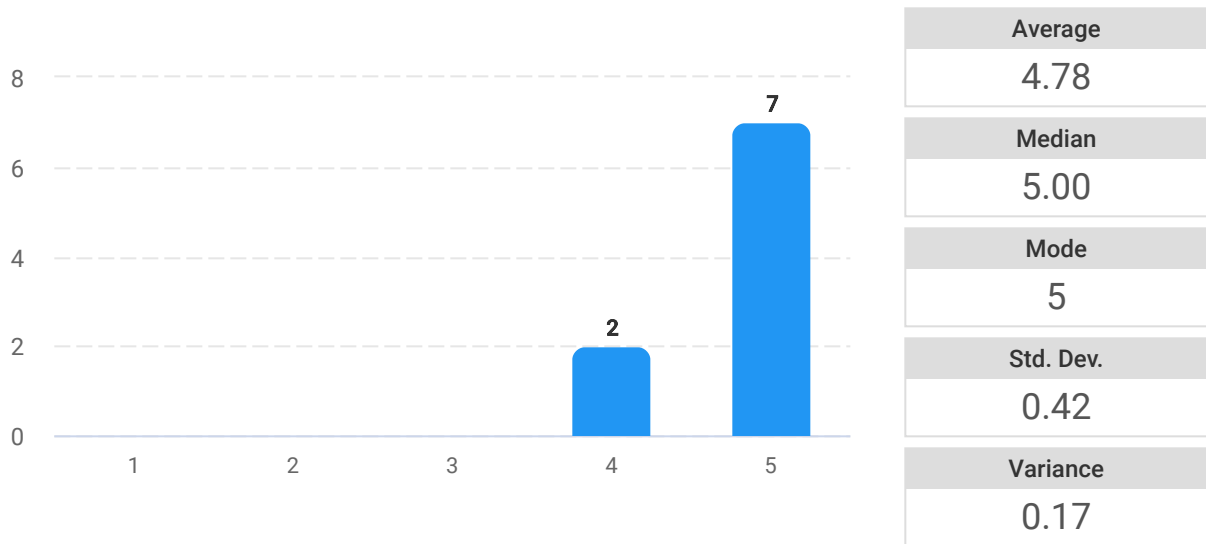


Andrea Junqueira Machado Instructor

Value	Option	Total
1	Strongly disagree	0
2	Disagree	0

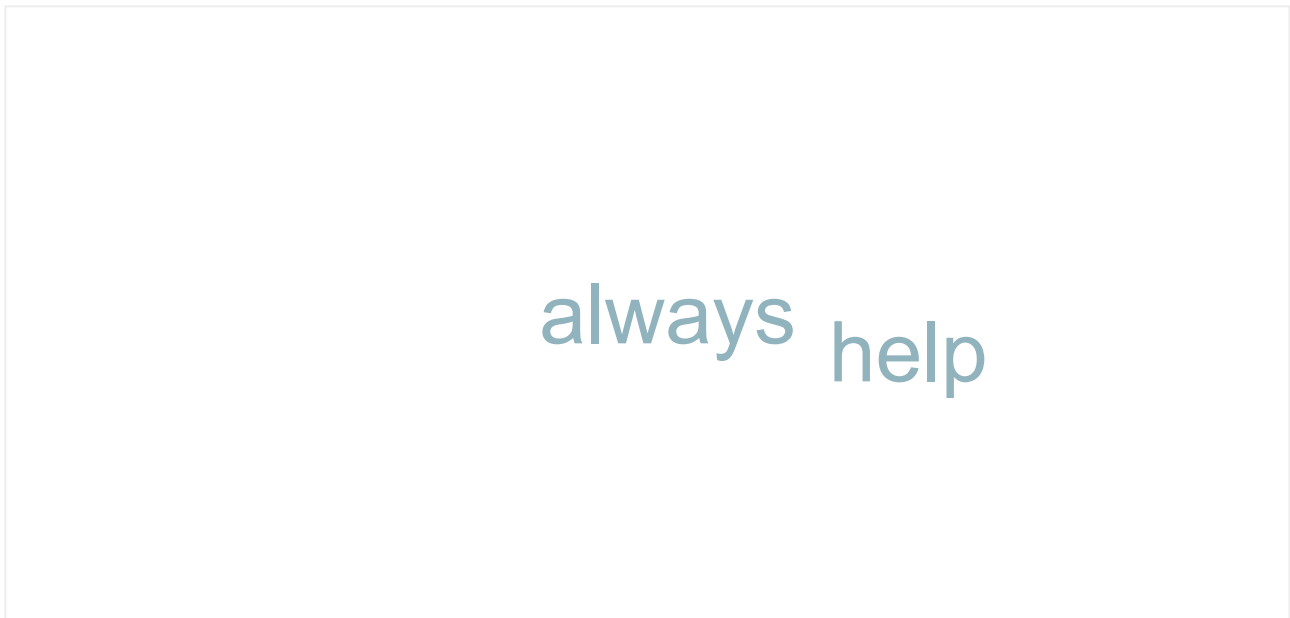


Value	Option	Total
3	Neither agree nor disagree	0
4	Agree	2
5	Strongly agree	7



Student Comments:

- she's a tough grader but she is always willing to help her students, always available to office hours even though are at times she doesn't give it she manage her time to help us! she really know what she is talking about and pretty good at explaining!



9

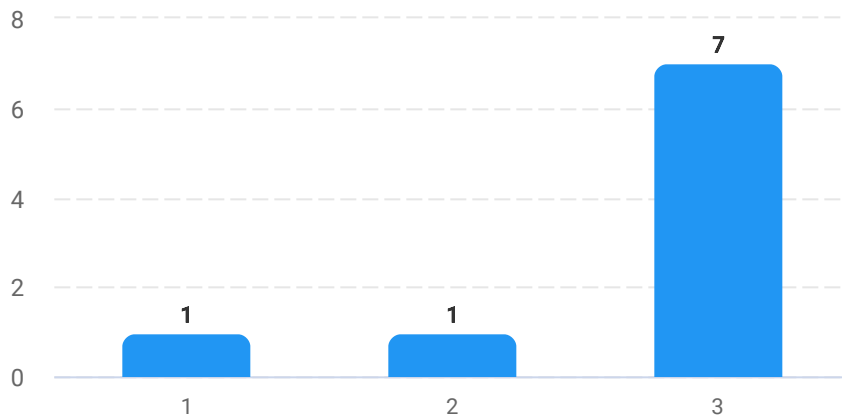
The instructor's teaching methods contributed to my learning.

(Instructor Multi-Choice)

Institution Question

 Andrea Junqueira Machado Instructor

Value Option	Total
1 Did not contribute	1
2 Contributed a little	1
3 Contributed a lot	7



Average	2.67
Median	3.00
Mode	3
Std. Dev.	0.67
Variance	0.44

10

The instructor encouraged students to take responsibility for their own learning.

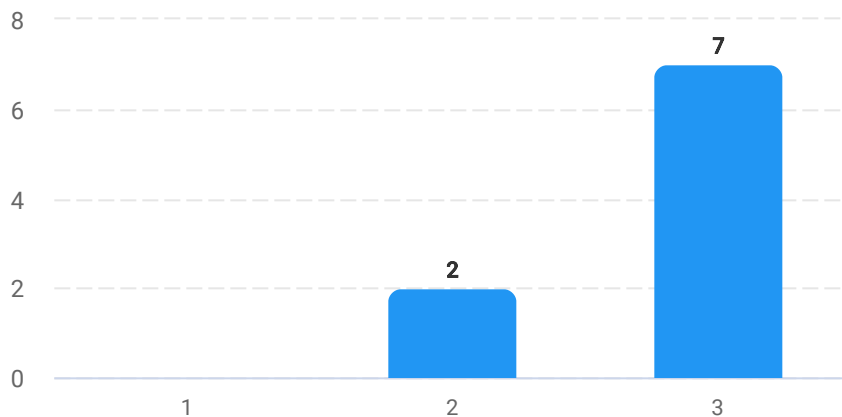
(Instructor Multi-Choice)

Institution Question



Andrea Junqueira Machado Instructor

Value Option	Total
1 Did not encourage	0
2 Sometimes encouraged	2
3 Frequently encouraged	7



Average	2.78
Median	3.00
Mode	3
Std. Dev.	0.42
Variance	0.17

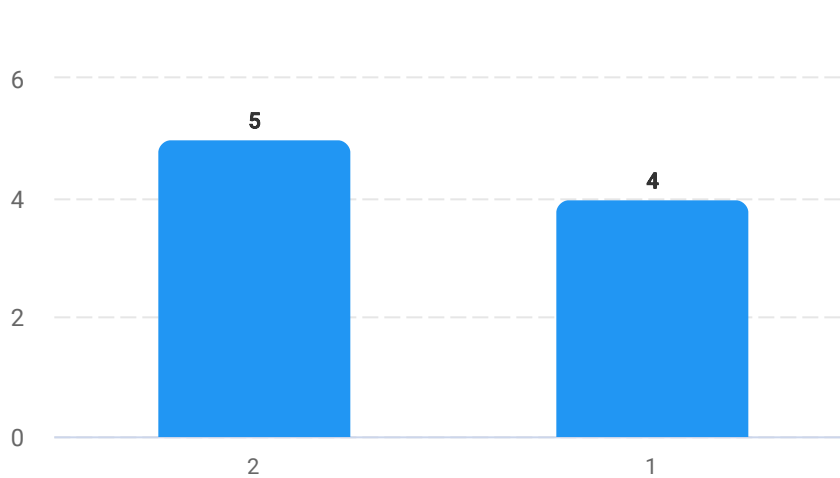
11

Is this course required?

(Multi-Choice, Single Answer)

Institution Question

Value	Option	Total
2	Yes	5
1	No	4



Average	1.56
Median	2.00
Mode	2
Std. Dev.	0.50
Variance	0.25

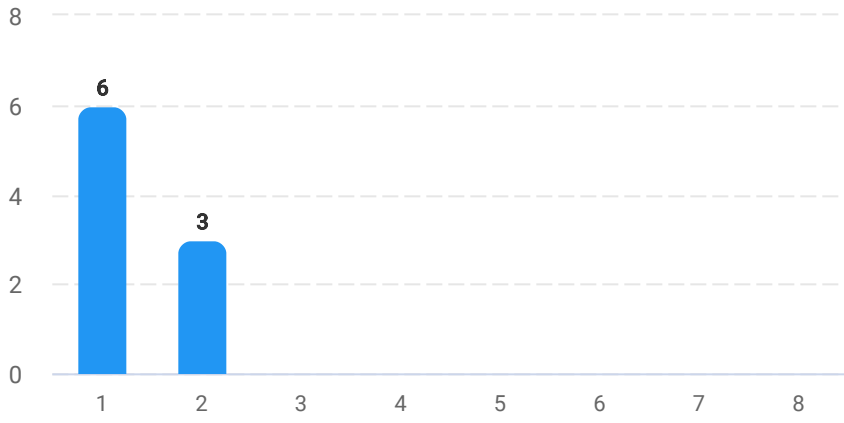
12

Expected Grade in this Course

(Multi-Choice, Single Answer)

Institution Question

Value	Option	Total
1	A	6
2	B	3
3	C	0
4	D	0
5	F	0
6	I	0
7	S	0
8	U	0



Average
1.33
Median
1.00
Mode
1
Std. Dev.
0.47
Variance
0.22

